



District Report Card: 2017


State: West Bengal	District: Nadia
Class: 3	Subject: Language
Schools: 61	Students: 1153


Participation/Coverage


Students

<div>GENDER</div> <div></div>	Boys		Girls	
	Number	%	Number	%
	558	48.40	595	51.60

<div>AREA</div> <div></div>	Rural		Urban	
	Number	%	Number	%
	866	75.11	287	24.89

<div>CATEGORY</div> <div></div>	SC		ST		OBC		GEN	
	Number	%	Number	%	Number	%	Number	%
	400	34.69	33	2.86	298	25.85	422	36.60

<div>CWSN</div> <div></div>	LD	VI	HI	S&LD	ID	Oth
	2	2	1	1	0	3

<div>Management</div> <div></div>	Government		Government-aided	
	Number	%	Number	%
	497	43.10	656	56.90

Average Performance of Students in Language (%)

Overall	Gender		Area		Management		Social Group			
	Male	Female	Rural	Urban	Govt.	Aided	SC	ST	OBC	GEN
77.58	76.33	78.75	77.51	77.77	78.65	76.77	76.93	72.73	81.57	75.75

Performance on Learning Outcomes (LOs)

Learning Outcomes	Description	Average Performance(%)
L304	Reads small texts with comprehension i.e., identifies main ideas, details, sequence and draws conclusions	79.93
L312	Reads printed scripts on the classroom walls: poems, posters, charts etc.	72.87

Range of Performance of Students who Answered Correctly							
Below 30%		30% - 50%		50% - 75%		Above 75%	
Number	%	Number	%	Number	%	Number	%
48	4.16	101	8.76	302	26.19	702	60.88

Lowest Performing Learning Outcomes (LOs)

1 - Reads printed scripts on the classroom walls: poems, posters, charts etc. (72.87)

2 - Reads small texts with comprehension i.e., identifies main ideas, details, sequence and draws conclusions (79.93)